


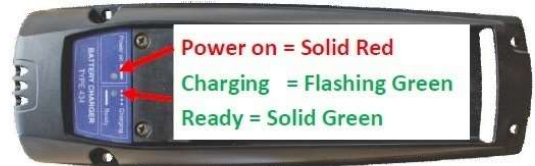
SERVICE INFORMATION		TSB-10.00 2020-003 Scanreco battery	
		Written By	Jorge Borraro
Page Count	(1) Page	Department	Service
12 23 2020	Scanreco remote battery saving feature		

Alliance - Scanreco Radio Control Special Logic Functions

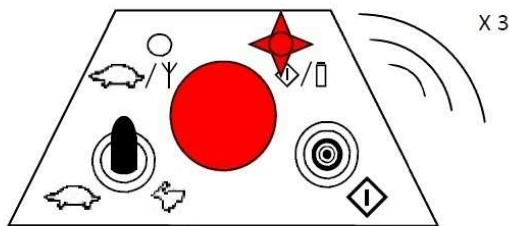
The Scanreco transmitter has a battery saving feature that will turn itself off after 30 minutes of **no activity**

4.3 PCU Battery and Charging

- Each Battery needs to be fully charged before use. Connect charger to 10-32 VDC or 120 VAC depending on type supplied.
- PCU battery compartment is located in the bottom of the PCU housing. Batteries are keyed to ensure correct orientation.



- Ensure terminals are clean and free from debris before installation of a battery
- A new fully charged battery will last approximately 8 hours on a charge. Extremely cold conditions can reduce battery performance.
- PCU's are typically programmed with a 5 minute inactivity timeout as a battery saving feature; turning off the PCU after X minutes of paddle / joystick inactivity. This is a configurable feature that can be adjusted or removed as requested.



Low Battery is indicated on the PCU when the internal Buzzer beeps 3 times and the Power ON / Low Battery LED flashed Red.

Alliance - Scanreco remotes are configured to time out after 30 minutes of inactivity